


Current Operating Expenditures




Kansas leads the world in the success of each student.



Kansas State Board of Education

BOARD MEMBERS



DISTRICT 1
Danny Zeck
Vice Chair
Danny.Zeck@ksde.gov



DISTRICT 2
Melanie Haas
Melanie.Haas@ksde.gov



DISTRICT 3
Michelle Dombrosky
Michelle.Dombrosky@ksde.gov




DISTRICT 4
Connie O'Brien
Connie.O'Brien@ksde.gov



DISTRICT 5
Cathy Hopkins
Chair
Cathy.Hopkins@ksde.gov



DISTRICT 6
Dr. Beryl A. New
Beryl.New@ksde.gov



DISTRICT 7
Dennis Hershberger
Dennis.Hershberger@ksde.gov



DISTRICT 8
Betty Arnold
Betty.Arnold@ksde.gov



DISTRICT 9
Jim Porter
Jim.Porter@ksde.gov



DISTRICT 10
Debby Potter
Debby.Potter@ksde.gov

SUCCESS DEFINED

A successful Kansas high school graduate has the

- Academic preparation,
- Cognitive preparation,
- Technical skills,
- Employability skills and
- Civic engagement

to be successful in postsecondary education, in the attainment of an industry recognized certification or in the workforce, without the need for remediation.

OUTCOMES

- Social-emotional growth
- Kindergarten readiness
- Individual Plan of Study
- Civic engagement
- Academically prepared for postsecondary
- High school graduation
- Postsecondary success



MISSION

To prepare Kansas students for lifelong success through rigorous, quality academic instruction, career training and character development according to each student's gifts and talents.

VISION

Kansas leads the world in the success of each student.

MOTTO

Kansans Can

COMMISSIONER OF EDUCATION



Dr. Randy Watson
Randy.Watson@ksde.gov

DEPUTY COMMISSIONER
Division of Fiscal and Administrative Services



Dr. Frank Harwood
Frank.Harwood@ksde.gov

DEPUTY COMMISSIONER
Division of Learning Services



Dr. Ben Proctor
Ben.Proctor@ksde.gov

The Kansas State Department of Education does not discriminate on the basis of race, color, religion, national origin, sex, disability or age in its programs and activities and provides equal access to the Boy Scouts and other designated youth groups. The following person has been designated to handle inquiries regarding the nondiscrimination policies: KSD General Counsel, Office of General Counsel, KSD, Landon State Office Building, 900 S.W. Jackson, Suite 102, Topeka, KS 66612, (785) 296-1201

Kansas leads the world in the success of each student.

Jan. 25, 2025

Current Operating Expenditures

Table of Contents

- Table of Contents..... 4**
- Introduction 5**
- Instruction (1000) 6**
- Support Services (2000)..... 6**
- Operation of Non-Instructional Services (3000) 8**
- FTE Enrollment..... 9**
 - February 20 Count Day 10
- Free and Reduced-Price Meals 11**
- Differences 11**
 - Exclusions 11
 - Transportation Costs..... 11
 - Number of Buildings 11
 - Age of Buildings 11
 - Program Offerings Vary 12
 - Pupil-Teacher Ratio (PTR)..... 12
 - Students Eligible for Free or Reduced Priced Meals 12
 - Bilingual/Migrant Students..... 12
 - Special Needs Students..... 12

Current Operating Expenditures

Introduction

Dr. Frank Harwood

Deputy Commissioner
Division of Fiscal & Administrative Services
Kansas State Department of Education
frank.harwood@ksde.gov

Dale Brungardt

Director of School Finance
Division of Fiscal & Administrative Services
Kansas State Department of Education
dale.brungardt@ksde.gov

Current operating expenditures is submitted by each state annually as defined by the National Center of Educational Statistics (NCES) handbook entitled “Financial Accounting for Local and State School Systems, 2014 Edition.”

The expenditure report for the U.S. Census Bureau is completed by each state using the guidance of the NCES handbook.

Instruction (1000)

Instruction includes the activities dealing directly with the interaction between teachers and students.

Instruction may be provided for students in a school classroom, in another location such as a home or hospital, and in other learning situations such as those involving co-curricular activities. Instruction may also be provided through some other approved medium such as two-way interactive video, television, radio, telephone, and correspondence. Included here are the activities of aides or classroom assistants of any type (clerks, graders, teaching machines, etc.) which assist in the instructional process. Included are regular and part-time teachers, teacher aides or assistants, homebound teachers, hospital-based teachers, substitute teachers, and teachers on sabbatical leave.

Support Services (2000)

Support services provide administrative, technical (such as guidance and health), and logistical support to facilitate and enhance instruction.

These services exist to fulfill the objectives of instruction, community services and enterprise programs, rather than as entities within themselves. The sub-functions of this function include the following:

Student Support Services (2100)

Activities designed to assess and improve the well-being of students and to supplement the teaching process.

Include only staff in attendance and social work services, substance abuse, guidance services, health services (nurses), psychology, speech pathology, and audiology.

Instructional Staff Support Services (2200)

Activities associated with assisting the instructional staff with the content and process of providing learning experiences for students.

Includes such things as library media services, instruction related technology, and assessment of students.

General Administration Support Services (2300)

Activities concerned with establishing and administering policy for operating the LEA.

Include only board of education staff, board secretary/clerk staff, staff relations and negotiations staff, the superintendent's staff, assistant superintendents, area directors, and the superintendent. This would also include supplies, materials, and other operational expenses of the central office.

School Administration Support Services (2400)

Activities concerned with overall administrative responsibility for a school.

Include only the staff of the office of the principal (including vice principals and other assistants), full-time department chairpersons and the principal. This would also include secretarial, clerical and coordination of instructional activities staff. Supplies, materials and other operational expenses for the school building should also be included here.

Central Services (2500) & Other Support Services (2900)

2500: Activities that support other administrative and instructional functions.

Includes fiscal services (chief business officials), human resources, planning, and administrative information technology.

2900: All other support services not classified elsewhere in the 2000 series.

Includes room and board for Special Education students.

Operation and Maintenance of Plant (2600)

Activities concerned with keeping the physical plant open, comfortable, and safe for use, and keeping the grounds, buildings, and equipment in effective working condition and state of repair.

Includes such things as maintenance of buildings and grounds, repairing equipment, utilities, building insurance and security staff.

Student Transportation (2700)

Activities concerned with conveying students to and from school, as provided by state and federal law.

Includes trips between home and school, and trips to and from school activities.

Operation of Non-Instructional Services (3000)

Activities concerned with providing non-instructional services to students, staff, or the community.

This would include such activities as food service operations, enterprise operations (such as LEA bookstores) and community services (such as recreation, public library, and historical museum). Sub-functions are as follows:

Food Services Operations (3100)

Activities concerned with providing food to students and staff in a school or LEA.
Includes preparing and serving regular and incidental meals, lunches, or snacks in connection with school activities and food delivery.

Community Services Operations (3300)

Activities concerned with providing community services to students, staff or other community participants.
Includes the operation of a community swimming pool, a recreation program, etc.

Note: Amounts within 3300 also include Adult Education expenditures and Other expenditures that are reported under any function (not just 3300) as well as Community Services (3300) expenditures.

FTE Enrollment

The total enrollment for pre-school through grade 12 and non-graded students from September 20, and February 20 if applicable, count days (including virtual).

Note: Students enrolled in the Kansas Academy of Math & Science (KAMS) at Fort Hays State University are excluded from the FTE.

- 3- and 4-year-old preschoolers (with IEP) and Preschool-Aged At-Risk will count as 0.5 FTE.

Note: Beginning in 2021-2022, funding was provided for Preschool-Aged At-Risk (3-years old). For 2020-2021 and prior, enrollment excludes Preschool-Aged At-Risk (3-years old) and only includes Preschool-Ages At-Risk (4-years old).


- Kindergarten through grade 12 and non-graded students receive an FTE based on minutes enrolled where 360 minutes = 1.0 FTE (full-time).
 - Students less than full-time will receive an FTE based on their minutes enrolled and rounded to the nearest one-tenth (one decimal point).

Note: Kindergartners are counted as 0.5 FTE through the 2016-2017 school year. However, per [KSA 72-5132](#), starting in 2017-2018 are counted as 1.0 FTE based on 360 minutes or IEP status.

Full-Time for concurrently enrolled students is 300 minutes. Full-time for Preschool-Aged At-Risk (4 years old) students is 180 minutes (maximum FTE is 0.5).


- Kindergarten through grade 12 students (with IEP) will count as a 1.0 FTE unless also enrolled as a virtual student.
**See page 19 of the [Enrollment Handbook](#) on how virtual students with an IEP are counted.*

- Virtual Students that are one of the following on September 20 will receive an FTE based on the number of credits earned divided by 6:
 - 20 and older
 - Dropout that is 19 and younger (starting in 2022-2023 school year)

Note: Virtual Full-Time and Part-Time FTE is only counted on September 20 
Virtual Credits are collected in June on the Local Effort form. Credits are divided by 6 to calculate FTE.

February 20 Count Day

Per [K.S.A. 72-5139](#), school districts are eligible for a second enrollment count on February 20 if the FTE of military students enrolled on 2/20 is:

- 25.0 FTE or more than the total 9/20 FTE of the current school year.
- *OR*
- at least 1% more than the total 9/20 FTE  of the current school year.

This provision was not applicable during Block Grant years (2015-2016 &  2016-2017).

Free and Reduced-Price Meals

Shows the percent of students enrolled that are eligible for Free or Reduced-Price meals.

Differences

All Kansas School Districts are governed by local boards of education that decide locally how they want to operate their district. Some communities may prefer all-day kindergarten, while others may determine they want a smaller number of students for each teacher. Thus, the percentage of expenditures reflects both the local decisions and the geographic makeup of the district.

Comparing expenditures between school districts must be done with caution. Listed below are some of the reasons that may cause school districts' expenditures to vary.

Exclusions

Expenditures exclude equipment (700 object codes) which are expenditures for acquiring fixed assets (including land or existing buildings) improvements of grounds, initial equipment, additional equipment and replacement of equipment.

Transportation Costs

The size of Kansas School Districts varies from 10 square miles to nearly 1,000 square miles. In addition, the number of children transported also varies from just a few students to over 18,000.

Number of Buildings

Because of the size of districts, some boards choose to operate more buildings, which result in additional operating costs.

Age of Buildings

The age of buildings also may require more upkeep and be less efficient than new buildings.

Program Offerings Vary

Some schools operate programs such as Parents As Teachers, Summer School, and extended learning time for students.

Pupil-Teacher Ratio (PTR)

The size of a district in most cases will have an impact of ratios. Smaller districts may offer similar core courses as larger districts, but have fewer students, which results in a lower PTR.

Students Eligible for Free or Reduced Priced Meals

Districts with a high concentration of students on free or reduced priced meals may have a need for additional staff such as social workers or guidance counselors.

Bilingual/Migrant Students

Schools with bilingual and/or migrant students have a greater cost due to the needs of those students.

Special Needs Students

Some schools have a high number of special needs students, which result in additional teachers, paraprofessionals, and transportation costs.

For more information, contact:

School Finance
(785) 296-3872



Kansas State Department of Education
900 S.W. Jackson Street, Suite 356
Topeka, Kansas 66612-1212
www.ksde.gov