


# NATIONAL SCHOOL BUS LOADING AND UNLOADING SURVEY

# 2011- 2012



School Bus Safety Education Unit



www.kstate.org  
January, 2013

The National School Bus Loading and Unloading Survey is a collection of fatality accident records provided by the state agencies responsible for school transportation safety and/or accident records\*. Only those fatalities involving school children in or around the loading or unloading areas of a school bus or transit bus are included in this survey. On-board fatalities are excluded.

*\* Numbers are only as accurate as the reporting agency has provided.*

## 2011-2012 National School Bus Loading & Unloading Survey

Please note, that this edition (National School Bus Loading and Unloading 2011-2012) is only available online. Please feel free to reproduce and utilize the survey data as desired, as it is provided specifically for this purpose.



Kansas State Department of Education  
School Bus Safety Education Unit  
120 SE 10th Avenue  
Topeka, Kansas 66612-1182  
(785) 296-3551

E-mail: [wcrabtree@ksde.org](mailto:wcrabtree@ksde.org)

Website: <http://www.ksde.org/Default.aspx?tabid=346>



This survey is provided annually to the school transportation industry in an effort to alert individuals and organizations of the dangers involved in loading and unloading school children. Fatalities continue to occur at the bus stop, caused by a variety of circumstances and errors on the part of the school bus driver or passing motorist. It points out the continuing need for forceful, advanced instruction to school bus drivers and students, as well as the need to increase our efforts to thoroughly inform the driving public about the requirements of the school bus stop law.

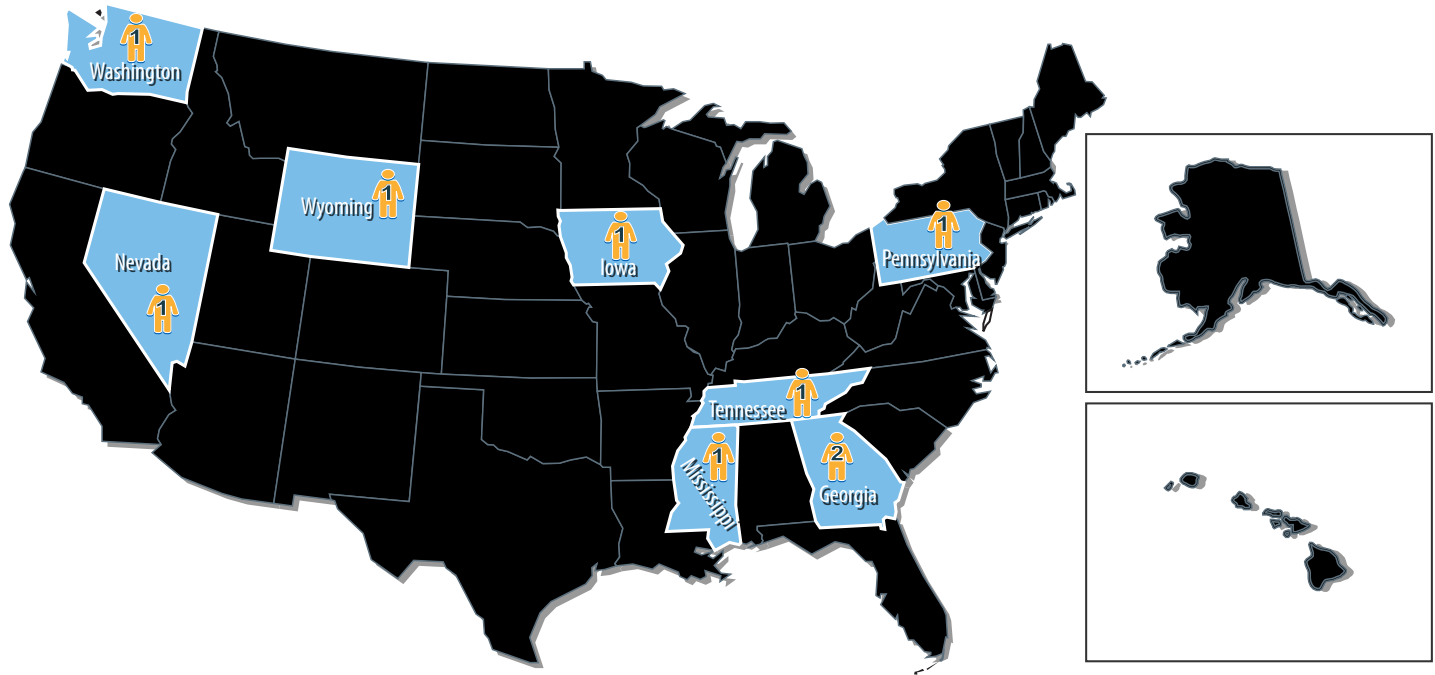
## Table of Contents

Reports of Fatalities by State - 2011 .....	1
50 States & Washington, D.C. Surveyed	
2011-2012 Fatality Report.....	1
42 Year Totals .....	2
School Related Vehicle versus the Other Vehicle	
School Children Killed by Vehicle Passing School Bus	
School Children's Position When Killed by School Bus	
Objects Caught, Dropped Objects or Fell Down	
School Bus Size	
Destination	
School Children Killed	
Place Pupil Was Killed	
42 Year Totals by Age and Sex of Pupil .....	3
Area Fatality Occurred .....	4
Day and Month of Fatality .....	4
Light and Weather Conditions.....	4
Road Conditions and Road Type .....	4
Summary of Interesting Loading and Unloading Statistics .....	5

As we were compiling the numbers for this year's 42-year statistics, we discovered an error. When we went back through the previous years' surveys to find the mistake, we found that, in the 2006-07 Survey, there were actually 4 children killed by another vehicle passing the school bus and only 1 was added to the 37-year totals. The numbers have been corrected.



# Reports of Fatalities by State - 2011



**Total Fatalities: 9**

50 States & Washington, D.C. Surveyed	2008	2009	2010	2011
Number reporting fatalities	11	8	7	8
Number reporting no fatalities	39	43	43	43
Number not Reporting	0	0	0	0

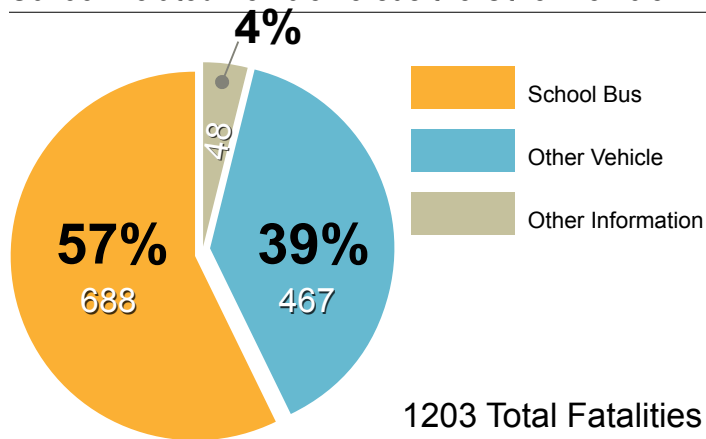
## 2011-2012 Fatality Report

- Georgia:** On a dark, rainy evening, a 17-year-old was being taken home following her after-school program. The bus had activated the stop arm and flashing lights. When the girl was walking across in front of the bus, a car approaching from the front failed to stop. The girl was struck and killed by the passing vehicle.
- Georgia:** An 11-year-old boy missed his bus on the initial pass. As the bus came by on the opposite side of the road, the boy was attempting to catch the bus when an approaching car struck and killed the boy.
- Iowa:** An 11-year-old boy had crossed the road, but he realized he had dropped something. The driver did not see the boy when he went back to get what he had dropped. The bus struck and killed him with the left front wheels of the bus.
- Nevada:** An 11-year-old girl was struck and killed by the right rear wheels of the school bus while she was crossing the road. She was on her way home.
- Mississippi:** A 10-year-old boy was struck and killed by a hit-and-run driver as he tried to board the school bus. The person who hit the boy turned himself in later that day.
- Pennsylvania:** A 13-year-old girl was waiting at a school bus stop. A car was traveling north and the school bus was southbound, approaching the bus stop. The girl had started walking toward bus when she was struck and killed by the approaching car.
- Tennessee:** A 12-year-old boy was struck and killed by the right front wheels of the school bus while attempting to board the bus. The sister boarded the bus and was walking back to her seat. She had told the driver that her brother was riding the bus. The driver started the bus moving forward when he hit something. He thought it was a dog until he backed up and saw the boy laying on the road.
- Washington:** An 11-year-old boy was waiting at the bus stop across the street from his home. Even though there was a scheduled stop in front of the boy's home, he preferred waiting with students at the other stop. Prior to the school bus arriving, the parent called to the boy who ran across the street and was struck and killed by a passing vehicle.
- Wyoming:** An 11-year-old girl was departing her school bus and was struck and killed by a passing vehicle. The passing driver failed to observe the flashing signals on the bus. There was some fog but it was determined that was not the cause of the incident.

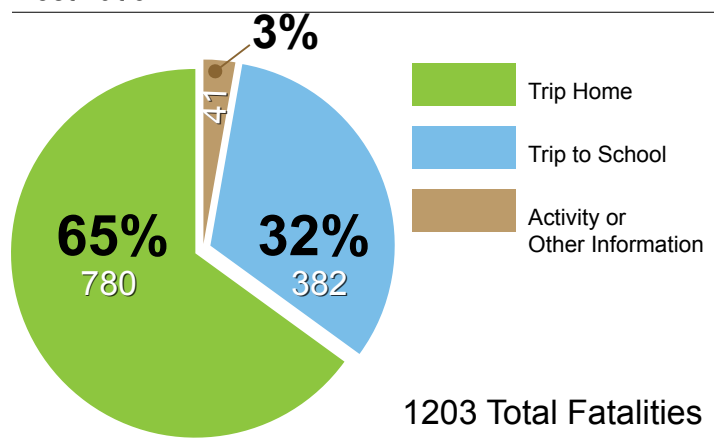


## 42 Year Totals

### School Related Vehicle versus the Other Vehicle



### Destination



School Children Killed by Vehicle Passing School Bus	2008	2009	2010	2011
Total	7	5	4	6
Other	0	0	0	0
<b>Total</b>	<b>7</b>	<b>5</b>	<b>4</b>	<b>6</b>

School Children's Position When Killed by School Bus	2008	2009	2010	2011
Front of Bus	3	6	1	2
Back of Bus	7	2	3	1
<b>Total</b>	<b>10</b>	<b>8</b>	<b>4</b>	<b>3</b>

Objects Caught, Dropped Objects or Fell Down	2008	2009	2010	2011
Object Caught in Handrail	0	0	0	0
Object Caught in Closed Door	0	0	1	0
Dropped Object	1	0	0	1
Other	0	0	0	0
<b>Total</b>	<b>1</b>	<b>0</b>	<b>1</b>	<b>1</b>

School Bus Size	2008	2009	2010	2011
Type A	0	0	0	0
Type B	0	0	0	0
Type C	6	7	3	1
Type D	3	1	1	2
Public Transit	0	0	0	0
Other	0	0	0	0
Unknown	1	0	0	0
<b>Total</b>	<b>10</b>	<b>8</b>	<b>4</b>	<b>3</b>

School Children Killed	2008	2009	2010	2011
Going to School	13	6	5	5
Activity Trip	0	0	0	1
Going Home	3	7	3	3
No information	1	0	0	0
<b>Total</b>	<b>17</b>	<b>13</b>	<b>8</b>	<b>9</b>

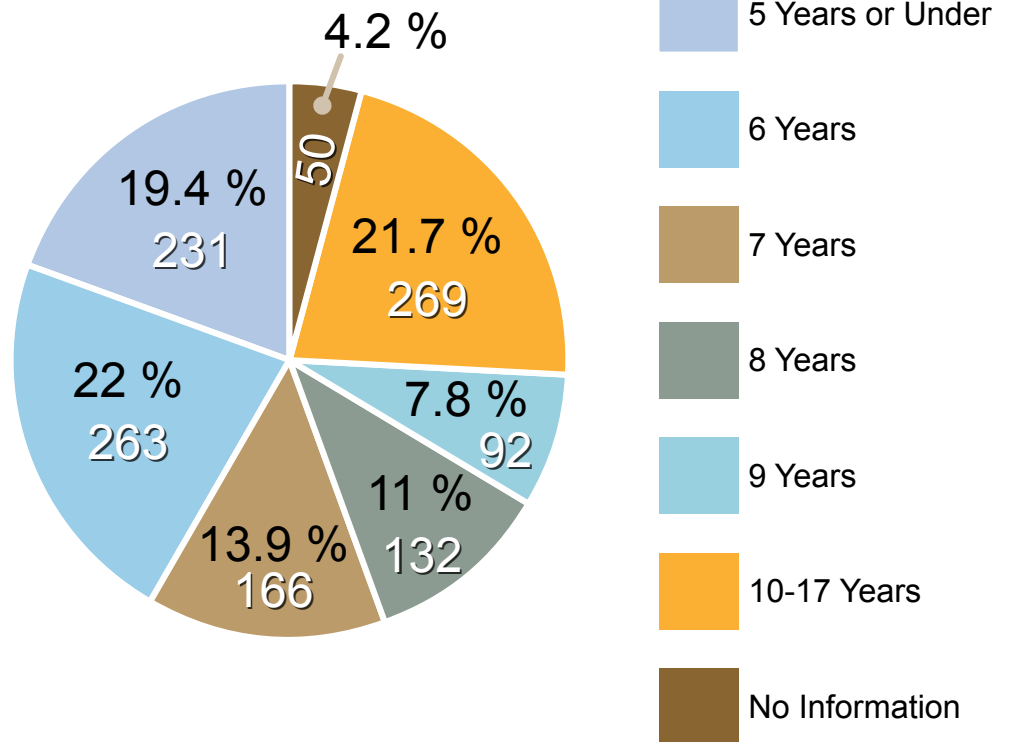
Place Pupil Was Killed	2008	2009	2010	2011
Unloading on School Ground A.M.	2	0	0	0
Loading on School Ground P.M.	0	0	0	0
Waiting at Bus Stop A.M.	7	3	2	3
Getting on the Bus A.M.	0	0	2	0
Getting off of Bus P.M.	3	6	3	2
Walking/Running to Bus Stop A.M.	5	3	1	2
Walking/Running from Bus Stop P.M.	0	1	0	2
Road, Street or Highway	0	0	0	0
Other	0	0	0	0
No Information	0	0	0	0
<b>Total</b>	<b>17</b>	<b>13</b>	<b>8</b>	<b>9</b>



## 42 Year Totals

### Fatalities by Age

Age of Pupil	2008	2009	2010	2011
2	1	0	0	0
3	0	0	0	0
4	2	0	0	0
5	0	3	0	0
6	1	2	2	0
7	2	2	2	0
8	1	0	2	0
9	1	2	0	0
10	0	0	1	1
11	3	0	0	5
12	3	1	0	1
13	0	0	0	1
14	0	1	0	0
15	1	2	1	0
16	2	0	0	0
17	0	0	0	1
No Information	0	0	0	0
<b>Total</b>	<b>17</b>	<b>13</b>	<b>8</b>	<b>9</b>



### Sex of Child



	2008	2009	2010	2011
Female	5	7	1	4
Male	12	6	7	5
Number not Reporting	0	0	0	0
<b>Total</b>	<b>17</b>	<b>13</b>	<b>8</b>	<b>9</b>

## Area Fatality Occurred

	2008	2009	2010	2011
Urban	11	10	5	3
Rural	6	3	3	6
No Information	0	0	0	0
<b>Total</b>	<b>17</b>	<b>13</b>	<b>8</b>	<b>9</b>



## Day and Month of Fatality

Day of the Week (2011 only)	2011	Month	2008	2009	2010	2011
Monday	1	January	4	1	2	0
Tuesday	4	February	3	1	1	0
Wednesday	0	March	0	3	2	1
Thursday	2	April	5	0	0	2
Friday	2	May	0	2	1	0
Saturday	0	June	1	1	0	0
Sunday	0	July	0	0	0	0
Unknown	0	August	1	1	0	0
		September	1	2	0	1
		October	1	0	1	1
		November	1	0	0	1
		December	0	2	1	3
		Unknown	0	0	0	0
<b>Total</b>		<b>Total</b>	<b>17</b>	<b>13</b>	<b>8</b>	<b>9</b>



## Light and Weather Conditions

Light Conditions	2008	2009	2010	2011	Weather Conditions	2008	2009	2010	2011
Dawn	1	3	2	2	Clear	13	10	7	7
Dusk	0	0	0	1	Cloudy	2	1	1	0
Daylight	15	9	6	4	Cloudy/Raining	0	1	0	0
Dark	1	1	0	2	Rain	1	0	0	1
Unknown	0	0	0	0	Snow/Sleet/Ice	1	0	0	0
<b>Total</b>	<b>17</b>	<b>13</b>	<b>8</b>	<b>9</b>	Fog	0	1	0	1
					Unknown	0	0	0	0
					<b>Total</b>	<b>17</b>	<b>13</b>	<b>8</b>	<b>9</b>



## Road Conditions and Road Type

Road Conditions	2008	2009	2010	2011	Road Type	2008	2009	2010	2011
Dry	14	12	8	7	Gravel	0	2	1	1
Wet	2	1	0	2	City Street	8	10	1	1
Snow/Slush	1	0	0	0	State Highway	4	1	2	2
Ice/Snow Packed	0	0	0	0	Federal Highway	0	0	0	1
Mud/Dirt/Sand	0	0	0	0	Interstate	0	0	0	0
<b>Total</b>	<b>17</b>	<b>13</b>	<b>8</b>	<b>9</b>	County Road	1	0	3	4
					Other	4	0	1	0
					<b>Total</b>	<b>17</b>	<b>13</b>	<b>8</b>	<b>9</b>





## Summary of Interesting Loading and Unloading Statistics

- During the past 42 Years 884 fatalities occurred to students 2 - 9 years of age or 73.5%.
- In 2011-2012 students departing from the bus or on their way home involved 44% of all fatalities.
- Fatalities attributed to the school bus were 33%. Those involving “the other vehicle,” were 67% for 2011-2012.





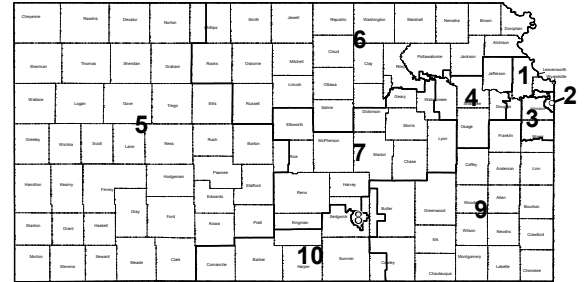
# KANSAS STATE BOARD OF EDUCATION

Great students. Great teachers. Great leaders. Great citizens.

The mission of the Kansas State Board of Education is to prepare Kansas students for lifelong success through rigorous academic instruction, 21<sup>st</sup> century career training, and character development according to each student's gifts and talents. To accomplish this mission the State Board has identified four goals. They are as follows:

- Provide a flexible delivery system to meet our students' changing needs.
- Provide an effective educator in every classroom.
- Ensure effective, visionary leaders in every school.
- Collaborate with families, communities, constituent groups, and policy partners.

Adopted 5/2011



**DISTRICT 1**  
**Janet Waugh**  
916 S. 57<sup>th</sup> Terr.  
Kansas City, KS 66106  
H (913) 287-5165  
jwaugh1052@aol.com



**DISTRICT 6**  
**Deena Horst**  
920 S. 9<sup>th</sup>  
Salina, KS 67401  
H (785) 827-8540; C (785) 822-5521  
deena@worldinc.net



**DISTRICT 2**  
**Steve Roberts**  
6017 W. 124<sup>th</sup> Terr.  
Overland Park, KS 66209  
C (913) 302-8185  
mrsmath@gmail.com



**DISTRICT 7**  
**Kenneth Willard**  
24 Dakota Dr.  
Hutchinson, KS 67502  
H (620) 669-0498  
kwillard48@gmail.com



**DISTRICT 3**  
**John W. Bacon**  
14183 W. 157<sup>th</sup>  
Olathe, KS 66062  
H (913) 660-0392  
jwmsbacon@aol.com



**DISTRICT 8**  
**Kathy Busch**  
238 N. Ridgewood  
Wichita, KS 67208  
H (316) 682-5718  
kathy.busch@ymail.com



**DISTRICT 4**  
**Carolyn L. Wims-Campbell**  
3824 SE Illinois Ave.  
Topeka, KS 66609  
H (785) 266-3798  
mamaishdiva@hotmail.com



**DISTRICT 9**  
**Jana Shaver, Chairman**  
113 Woodlane Dr.  
Independence, KS 67301  
H (620) 331-1452  
janashaver@cablone.net



**DISTRICT 5**  
**Sally Cauble, Vice-Chair**  
530 Lilac  
Liberal, KS 67901  
C (620) 629-5423  
scauble@swko.net



**DISTRICT 10**  
**Jim McNiece**  
1214 Manchester Court  
Wichita, KS 67212  
H (316) 729-9742  
nemprin@yahoo.com



120 SE 10th Avenue • Topeka, Kansas 66612-1182



**Dr. Diane DeBacker**  
Commissioner of Education  
(785) 296-3202



**Dale M. Dennis**  
Deputy Commissioner  
Fiscal & Administrative Services  
(785) 296-3871



**Brad Neuenswander**  
Deputy Commissioner  
Learning Services  
(785) 296-2304

